

# Instrument Mounts

## Diagnostic Equipment



### Features:

- Flexible positioning over the traditional wall board
- Equipment can be locked down or easily moved
- Compatible with all Welch Allyn 767 series
- Saves time on repairs, replacements and installation
- Can be mounted to any headwall, power column, flatwall, equipment boom or direct rail option

Innovative solutions that streamline workflow, improve patient safety and enhance patient care. Amico Accessories provides mounting solutions for all diagnostic equipment, assuring secure mounting and ergonomic solutions everywhere in the healthcare facility.

### Mounting Options

- A** Amico Horizontal Rail Mount  
(Compatible with Amico and Modular)
- V** Amico Vertical Rail Mount  
(Compatible with Amico and Modular)
- F** Fairfield Rail Mount (push button optional)
- E** DIN 25 mm Rail Mount (30 mm, 35 mm optional)
- C** 1 ¼" (31.75 mm) Pole Mount
- M** Monitor Rail Mount
- D** Dovetail Rail Mount  
(Compatible with Ohmeda Rail)
- G** Hill-Rom Vertical Rail Mount
- S** HSI Mount - Vertical Rail Mount
- W** Direct Wall Mount

*Amico Accessories includes all adapters required for the above rail systems*


Check out more of our  
**Diagnostic**  
Equipment



[Click Here to Learn More](#)

# Equipment Mounts


## Amico BP Aneroid



<b>A</b> AM-AL-LF2118	<b>G</b> AM-GL-LF2118
<b>V</b> AM-VL-LF2118	<b>S</b> AM-SL-LF2118
<b>F</b> AM-FL-LF2118	
<b>E</b> AM-E25L-LF2118	

System includes; gauge, inflation system, adult cuff, and cuff basket


## Cuff Basket



<b>A</b> AM-CUFBSK-A	<b>C</b> AM-CUFBSK-R125
<b>V</b> AM-CUFBSK-V	<b>M</b> AM-CUFBSK-MON
<b>F</b> AM-CUFBSK-F	<b>G</b> AM-CUFBSK-G
<b>E</b> AM-CUFBSK-E25	<b>S</b> AM-CUFBSK-S

Mounting plate prevents cuffs from easily falling out


## Welch Allyn 767 Aneroid



<b>A</b> AM-767MNT-A	<b>C</b> AM-767MNT-R125
<b>V</b> AM-767MNT-V	<b>M</b> AM-767MNT-MON
<b>F</b> AM-767MNT-F	<b>G</b> AM-767MNT-G
<b>E</b> AM-767MNT-E25	<b>S</b> AM-767MNT-S

Mounting plate only, BP system not included


## Welch Allyn 767 or 777 Oto/Ophthalmoscope



<b>A</b> OPHTHALMNT-A	<b>C</b> OPHTHALMNT-R125
<b>V</b> OPHTHALMNT-V	<b>M</b> OPHTHALMNT-MON
<b>F</b> OPHTHALMNT-F	<b>G</b> OPHTHALMNT-G
<b>E</b> OPHTHALMNT-E25	<b>S</b> OPHTHALMNT-S

Mounting plate only, Transformer not included


## Welch Allyn 5091 Aneroid



<b>A</b> AM-5091MNT-A	<b>C</b> AM-5091MNT-R125
<b>V</b> AM-5091MNT-V	<b>M</b> AM-5091MNT-MON
<b>F</b> AM-5091MNT-F	<b>G</b> AM-5091MNT-G
<b>E</b> AM-5091MNT-E25	<b>S</b> AM-5091MNT-S

Mounting plate only, BP system not included


## Welch Allyn SureTemp or KleenSpec Holder



<b>A</b> SPECHLD-A	<b>C</b> SPECHLD-R125
<b>V</b> SPECHLD-V	<b>M</b> SPECHLD-MON
<b>F</b> SPECHLD-F	<b>G</b> SPECHLD-G
<b>E</b> SPECHLD-E25	<b>S</b> SPECHLD-S

Mounting plate only, devices not included


## Trimline 4300 Aneroid



<b>A</b> AM-4300MNT-A	<b>C</b> AM-4300MNT-R125
<b>V</b> AM-4300MNT-V	<b>M</b> AM-4300MNT-MON
<b>F</b> AM-4300MNT-F	<b>G</b> AM-4300MNT-G
<b>E</b> AM-4300MNT-E25	<b>S</b> AM-4300MNT-S

Mounting plate only, BP system not included


## WA Baum Wall or ADC 750W Aneroid



<b>A</b> AM-750WMNT-A	<b>C</b> AM-750WMNT-R125
<b>V</b> AM-750WMNT-V	<b>M</b> AM-750WMNT-MON
<b>F</b> AM-750WMNT-F	<b>G</b> AM-750WMNT-G
<b>E</b> AM-750WMNT-E25	<b>S</b> AM-750WMNT-S

Mounting plate only, BP system not included


## Filac 3000 or Genius 2 Mount



<b>A</b> TP-A-MNT	<b>C</b> TP-R125-MNT
<b>V</b> TP-V-MNT	<b>M</b> TP-MON-MNT
<b>F</b> TP-F-MNT	<b>G</b> TP-G-MNT
<b>E</b> TP-E25-MNT	<b>S</b> TP-S-MNT

Mounting plate only

## Exergen Mount



<b>A</b> XG-INHLD-BKT-A	<b>C</b> XG-INHLD-BKT-R25
<b>V</b> XG-INHLD-BKT-V	<b>M</b> XG-INHLD-BKT-MON
<b>F</b> XG-INHLD-BKT-F	<b>G</b> XG-INHLD-BKT-G
<b>E</b> XG-INHLD-BKT-E25	<b>S</b> XG-INHLD-BKT-S

Mounting plate only. Requires security holder 134305/134306/134307/134308